

YEAR IN REVIEW

LLWA | Land of Lincoln
Workforce Alliance

Serving the Counties of Cass, Christian, Logan, Menard, and Sangamon

Program Year 2020

July 1, 2020

Through

June 30, 2021



Training • Connecting • Developing • Illinois' Workforce

ILLINOIS WORKNET® CENTER CUSTOMER SERVICES

July 1, 2020 - June 30, 2021

Customers visiting the workNet Centers

Beardstown (Cass County – Lincoln Land Community College):	34
Taylorville (Christian County - Lincoln Land Community College):	180
Lincoln (Logan County - Heartland Community College):	87
Petersburg (Menard County - Housing Authority):	68
Springfield (Sangamon County - 1300 S. 9 th Street):	1,366
Total:	1,735

Resource Room Career Services

All workNet Centers are equipped with internet accessible computers, copier, fax machine and professional staff to assist job seekers in their work search. The Springfield location is the comprehensive One-Stop center for the area and offers the full list of services listed below. Direct referrals are made from the centers to One-Stop Partner programs. The One-Stop Centers were closed for part of the year. Access sites in the counties gradually re-opened by appointment. The Springfield Center reopened by appointment on September 7th, 2021.

Top Career Services Accessed by Customers

- Career Counseling
- IJL/WorkNet Registration assistance
- Job search assistance
- Meet with a Career Planner
- Partner Referrals
- Resume Preparation
- Veteran's Services
- WIOA Partner Online Orientation
- WIOA Title WIOA Title I Funding

CUSTOMER SERVICES IN WORKNET CENTERS

July 1, 2016 - June 30, 2021

	PY14 Customers Visiting Center	PY15 Customers Visiting Center	PY16 Customers Visiting Center	PY17 Customers Visiting Center	PY18 Customers Visiting Center	* PY19 Customers Visiting Center	* PY20 Customers Visiting Center
Cass County - Beardstown	79	49	65	55	56	44	34
Christian County - Taylorville	357	295	357	745	469	312	180
Logan County - Lincoln	177	181	258	203	134	98	87
Menard County - Petersburg	38	30	74	47	34	54	68
Sangamon County - Springfield	30,269	23,806	30,482	29,308	25,970	12,854	1,366
TOTAL:	30,920	24,361	31,236	30,358	26,663	13,362	1,735

*** PY19 and 20 numbers reflect the closure of WorkNet facilities due to COVID-19 and do not include UI claims**

7 Year Services Grand Total: 156,900

ENROLLMENT STATISTICS

July 1, 2020 - June 30, 2021

TOTAL ENROLLMENTS	Adult 174 Enrollments	Dislocated Worker 83 Enrollments	Youth 125 Enrollments
Gender			
Male	21%	45%	40%
Female	79%	55%	60%
Age			
14-18	2%	0%	30%
19-21	10%	2%	47%
22+	88%	98%	23%
Veteran Status			
Veteran	3%	3%	2%
Disabled Veteran	0%	0%	1%
Recently Separated Veteran	0%	0%	2%
Race*			
White	52%	60%	42%
Black	46%	34%	55%
Hawaiian/Pacific Islander	1%	0%	0%
Am. Indian/Alaskan Native	1%	0%	0%
Asian	1%	1%	0%
Hispanic	5%	6%	7%
Declined	4%	6%	6%
Labor Force Status			
Unemployed	39%	77%	36%
Employed	61%	23%	57%
Not in Labor Force	0%	0%	7%
Family Status			
Parent/ One Parent	49%	44%	21%
Parent/Two Parent Family	9%	11%	2%
Other Family Member	6%	5%	30%
Not a Family Member	36%	40%	47%
Financial Status			
Food Stamp Recipient	78%	60%	58%
TANF Recipient	3%	5%	6%
Low Income	90%	63%	77%
Non-Economically Disadvantaged	10%	37%	23%
Additional Barriers			
Offender Status - Fel/Misd	40%	37%	1%
Individuals with disabilities	5%	4%	14%
Homeless	1%	1%	6%
Basic Skills Deficient	32%	24%	35%

* More than 1 may be selected

TRAINING ENROLLMENTS BY PROVIDER

July 1, 2020 - June 30, 2021

PROVIDER	WIOA	Trade
Capital Area Career Center	6	
Capital Area School of Practical Nursing	48	
Fishes & Loaves Vocational Center	9	
Heartland Community College	2	4
160 Driving Academy	35	
Illinois Central College	3	
Illinois College	1	
Lakeland Community College	3	
Lincoln Land Community College	51	
Methodist College	1	
Midwest Technical Institute	36	3
Millikin University	1	
Richland Community College	1	
Spoon River Community College	1	
St. Francis College of Nursing	1	
St. John's College of Nursing	26	
University of Illinois	3	0
TOTALS	228	7

TOTAL INDIVIDUAL TRAINING ACCOUNT TRAINING PROVIDERS: 17

* CNA to LPN may attend more than 1 provider

WIOA TRAINING ENROLLMENTS BY COUNTY

COUNTY	%
Cass	4%
Christian	11%
Logan	5%
Menard	2%
Sangamon	78%

ENROLLMENTS BY CAREER AREA

July 1, 2020 – June 30, 2021

PROGRAM	WIOA	TRADE
Accountant	1	
Airframe & Powerplant Aviation Mechanic	1	
Automotive Technician	1	
Business Management	3	1
CDL/Truck Driver	47	
* Certified Nurse Assistant	13	
Computer Network Administrator	1	
Computer Network Support Specialist	1	
Dental Assistant	5	
Diesel Mechanic	1	
Early Childcare Specialist	0	2
Electrical Power Line Installer	1	
Heating, Ventilation, Air Conditioning (HVAC)	15	3
Landscape Construction Manager	1	
* Licensed Practical Nurse	53	
Medical Assistant	18	1
Occupational Therapy Assistant	1	
Radiologic Technologist	1	
Registered Nurse	58	
Welder/Pipefitting	6	
TOTALS	228	7

TOTAL TRAINING PROGRAMS: 20

* Some customers may be enrolled in more than 1 training

SUMMARY OF WORKFORCE GRANTS

July 1, 2020 - June 30, 2021

PY20 Grants	Grant Period	PY20 Budget	PY20 Expended	Total Grant Budget	Expended (if closed)	% Expended
WIOA Formula 19 # 19-681020	7/1/19-6/30/21	958,082.31	958,082.31	2,299,026.00	2,299,442.64	100%
WIOA Formula 20 # 19-681020	7/1/20-6/30/22	1,959,118.17	1,959,118.17	3,121,594.00		
20 Apprenticeship # 19-638016	6/1/20-12/31/21	24,105.45	24,105.45	90,475.00		
TAA (Trade Assistance) 20TAA # 19-661020	10/1/20-9/30/21	35,214.44	35,214.44	45,021.54		
TAA (Trade Assistance) 19TAA # 18-661020	10/1/19-9/30/20	10,741.82	10,741.82	112,214.69	111,682.10	99.5%
1E Layoff Aversion # 18-656020	6/1/20-6/30/21	84,205.06	84,205.06	113,414.92	84,205.06	74.2%
19TAACM WIOA Rapid Response # 19-651020	10/1/19-6/30/21	5,330.00	5,330.00	17,589.00	17,589.00	100%
			3,076,797.25			

Formula 19 includes \$416.64 interest earned and expended.

Training & Support	1,967,922.42
Operating	<u>1,108,874.83</u>

TRAINING AND SUPPORT EXPENDITURES

July 1, 2020 - June 30, 2021

TRAINING PROVIDERS - TUITION/ FEES/ BOOKS/ ETC.	WIOA	TAA		TOTAL
Capital Area Career Center	950.00			950.00
Capital Area School of Practical Nursing	296,925.32			296,925.32
Fishes & Loaves Outreach Ministries	7,200.00			7,200.00
Heartland Comm Coll & FHEG Bookstore	8,039.55	7,850.94		15,890.49
Illinois Central College	8,289.90			8,289.90
Illinois College	22,985.00			22,985.00
Lake Land College	7,862.67			7,862.67
Lincoln Land Comm Coll & Bookstore	223,929.56			223,929.56
Midwest Technical Institute	353,873.00	15,500.00		369,373.00
Millikin University	4,591.69			4,591.69
Richland Community College	1,164.45			1,164.45
Rock Gate Capital (160 Driving Academy)	150,757.50			150,757.50
Southern Illinois	-192.00			-192.00
Spoon River College	1,590.00			1,590.00
St. Francis Medical Center College Nursing	18,865.50			18,865.50
St. John's College of Nursing	272,138.45			272,138.45
UIS – Springfield & UIS – Bookstore	9,810.36			9,810.36
Misc - Training vendors small amounts - Bright Star, Computer Banc, Star Uniforms, Sarah Bush Lincoln	4,546.77			4,546.77
Misc – Reimb to customers for uniforms/ books/ test fees/physicals/licenses	7,859.80			7,859.80
TOTALS	1,401,187.52	23,350.94	0.00	1,424,538.46

OJT & WORK EXPERIENCE & INC WORKER & SUPPORT	WIOA	TAA		TOTAL
OJT	28,982.08			28,982.08
Work Experience	14,823.59			14,823.59
Incumbent Worker Training	0.00			0.00
Child Care	52,814.97			52,814.97
Transportation	59,830.00	8,530.66		68,360.66
Other Support	376.71			376.71
TOTALS	156,827.35	8,530.66	0.00	165,358.01

SERVICE PROVIDERS - YOUTH	WIOA	TAA		TOTAL
Capital Area Career Center	108,938.03			108,938.03
Fishes & Loaves	135,013.85			135,013.85
Lawrence Education Center	134,074.07			134,074.07
TOTALS	378,025.95	0.00	0.00	378,025.95

GRAND TOTAL	1,936,040.82	31,881.60	0.00	1,967,922.42
--------------------	---------------------	------------------	-------------	---------------------

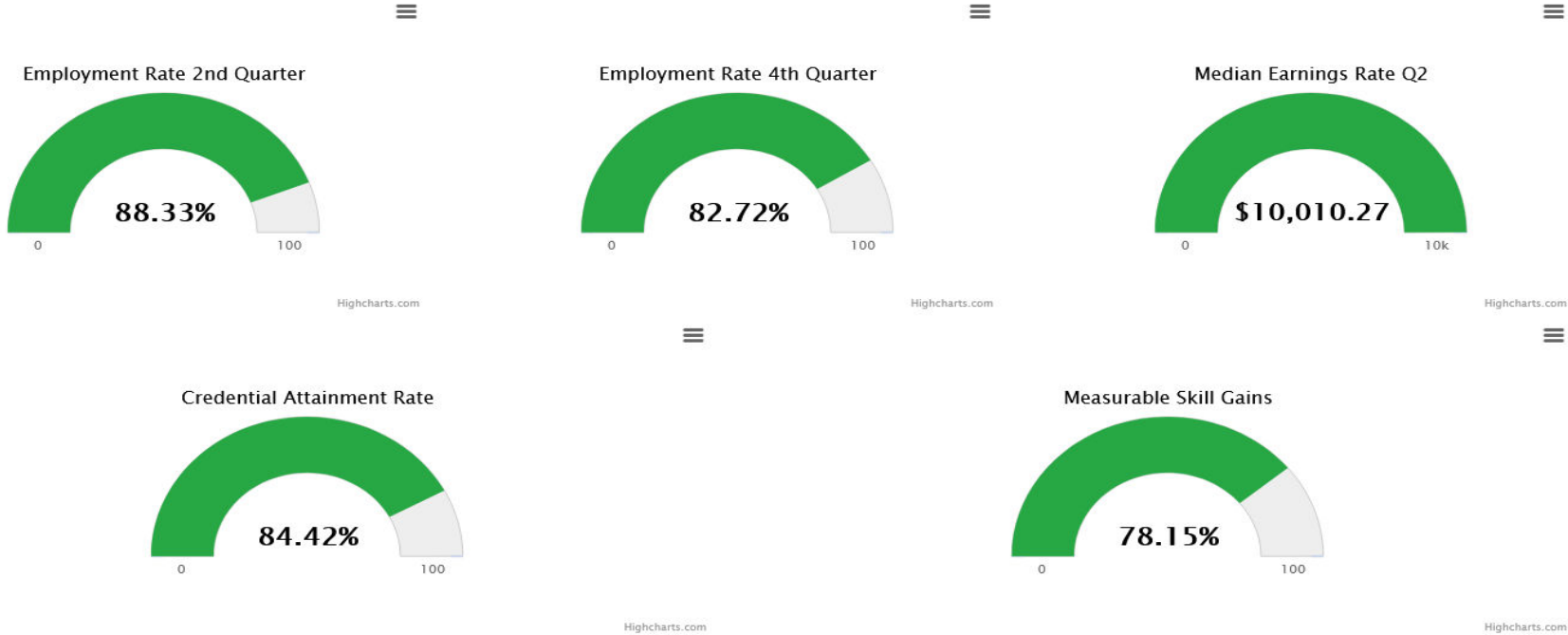
ANNUAL PERFORMANCES OUTCOMES

July 1, 2020 - June 30, 2021

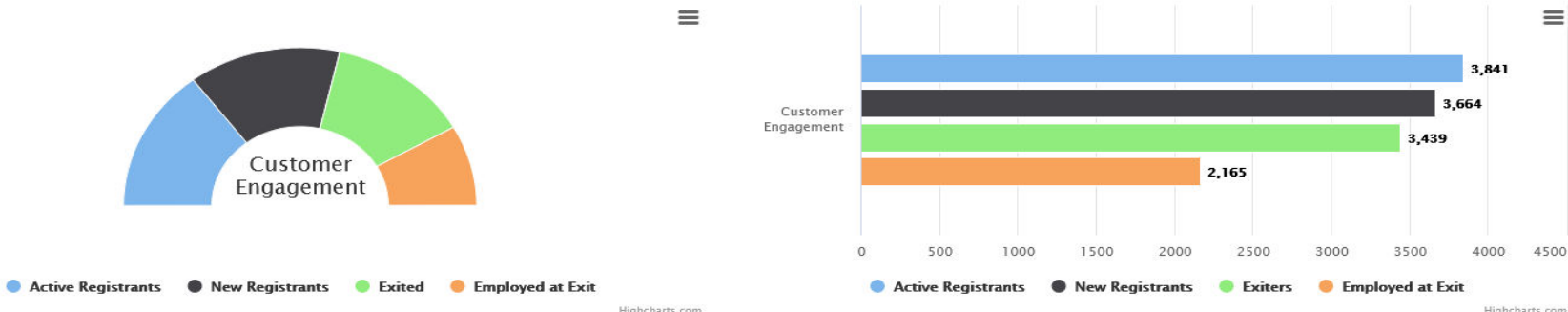
	Performance Measure	Goal	90% Threshold	Actual Outcome	Status
AER2	Adult Employment Rate PQTR 2	83%	74.70%	88.33%	Exceed
AER4	Adult Employment Rate PQTR 4	81%	72.90%	82.72%	Exceed
AMER	Adult Median Earnings Rate PQTR 2	\$8,200.00	\$7,380.00	\$10,010.27	Exceed
ACAR	Adult Credential Attainment Rate	83%	74.70%	84.42%	Exceed
AMSG	Adult Measurable Skills Gain	53%	52.20%	78.15%	Exceed
DER2	Dislocated Worker Employment Rate PQTR 2	81%	72.90%	91.49%	Exceed
DER4	Dislocated Worker Employment Rate PQTR 4	81%	72.90%	86.54%	Exceed
DMER	Dislocated Worker Median Earnings Rate PQTR 2	\$8,800.00	\$7,920.00	\$10,151.66	Exceed
DCAR	Dislocated Worker Credential Attainment Rate	85%	77%	87.76%	Exceed
DMSG	Dislocated Worker Measurable Skills Gain	50%	45%	87.67%	Exceed
YER2	Youth Entered Employment Rate PQTR 2	75%	67.50%	82.35%	Exceed
YER4	Youth Employment Rate PQTR 4	75%	67.50%	78.69%	Exceed
YMER	Youth Median Earnings Rate PQTR 2	\$4,100	\$3,690	\$6,027.92	Exceed
YCAR	Youth Credential Attainment Rate	76.00%	68.40%	93.33%	Exceed
YMSG	Youth Measurable Skills Gain	58%	52.20%	72.86%	Exceed

|
|

Adult: Performance Measures Outcomes PY 2020 Annual

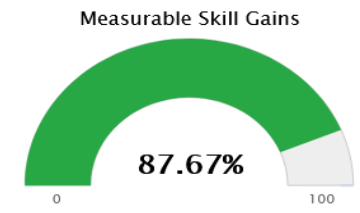
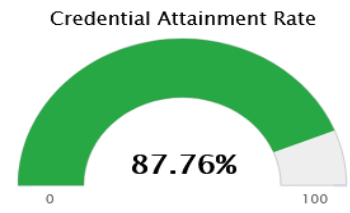
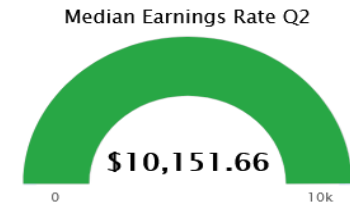
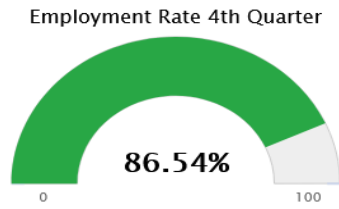
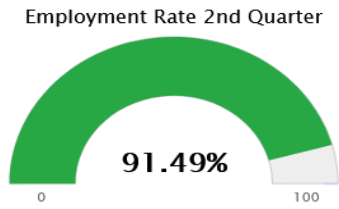


Adult: Customer Engagement PY 2020 Annual

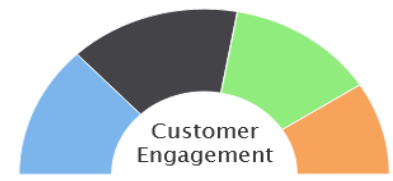


Source: This information is brought to you by the Illinois Workforce Development System (IWDS) and Department of Commerce and Economic Opportunity Office of Employment and Training. It is only available to authorized users but is intended to promote transparency of IWDS data. IPATS Performance Customer Engagement data is pulled in real time, Performance Indicator data is synced on a weekly basis. The data displayed is to serve as a reporting and management dashboard for tracking state workforce assistance program activity and outcomes. This data will not be provided to outside parties or used to report to the Department of Labor as certified performance outcomes. Reporting will remain with each agency and be reported via their respective systems of record.

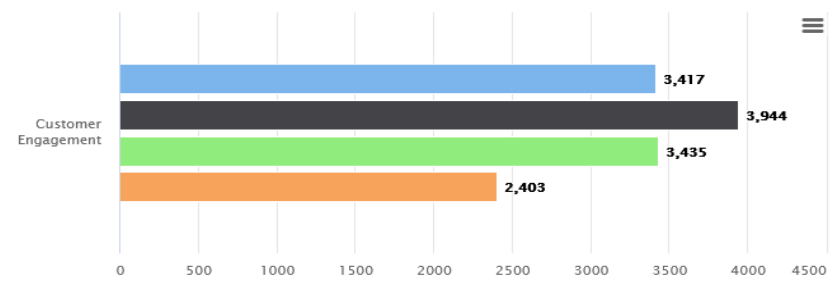
Dislocated Worker: Performance Measures Outcomes PY 2020 Annual



Dislocated Worker: Customer Engagement PY 2020 Annual



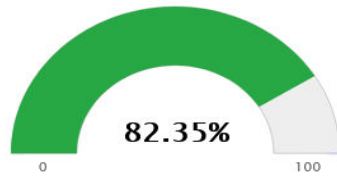
- Active Registrants
- New Registrants
- Exited
- Employed at Exit



Source: This information is brought to you by the Illinois Workforce Development System (IWDS) and Department of Commerce and Economic Opportunity Office of Employment and Training. It is only available to authorized users but is intended to promote transparency of IWDS data. IPATS Performance Customer Engagement data is pulled in real time, Performance Indicator data is synced on a weekly basis. The data displayed is to serve as a reporting and management dashboard for tracking state workforce assistance program activity and outcomes. This data will not be provided to outside parties or used to report to the Department of Labor as certified performance outcomes. Reporting will remain with each agency and be reported via their respective systems of record.

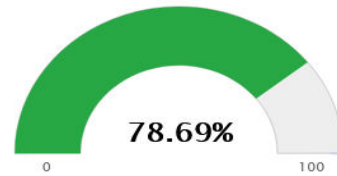
Youth: Performance Measures Outcomes PY 2020 Annual

Employment/Education Rate 2nd Quarter



Highcharts.com

Employment/Education Rate 4th Quarter



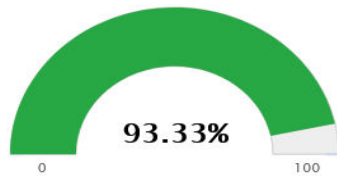
Highcharts.com

Median Earnings Rate Q2



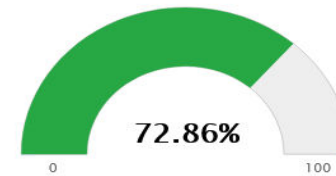
Highcharts.com

Credential Attainment Rate



Highcharts.com

Measurable Skill Gains



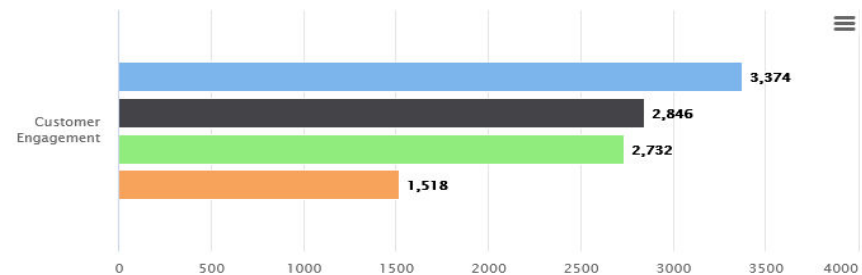
Highcharts.com

Youth: Customer Engagement PY 2020 Annual



● Active Registrants ● New Registrants ● Exited ● Employed at Exit

Highcharts.com



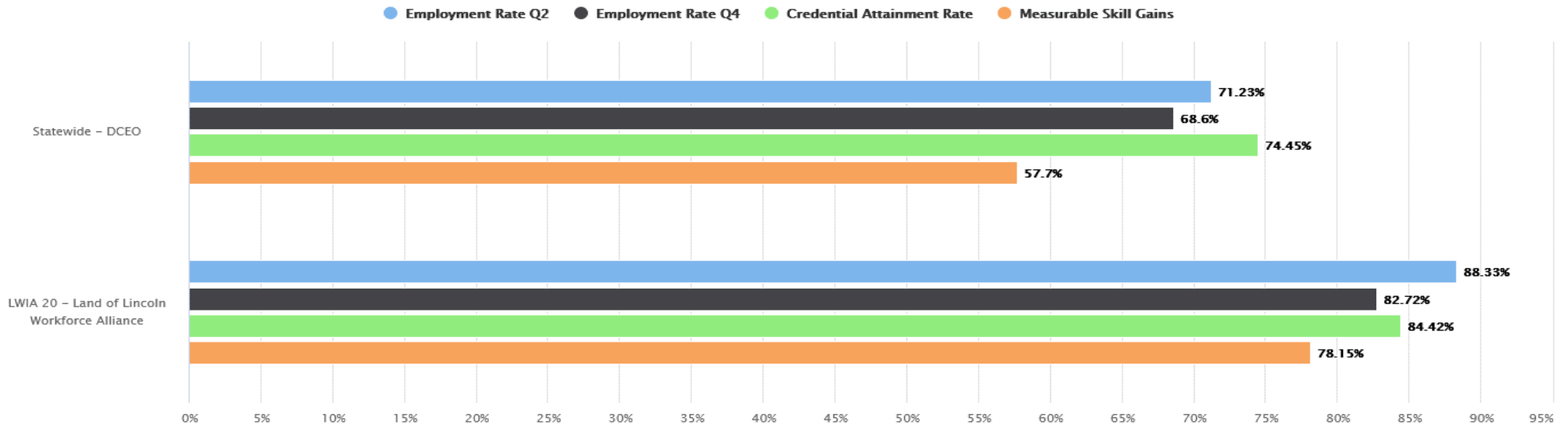
● Active Registrants ● New Registrants ● Exited ● Employed at Exit

Highcharts.com

Source: This information is brought to you by the Illinois Workforce Development System (IWDS) and Department of Commerce and Economic Opportunity Office of Employment and Training. It is only available to authorized users but is intended to promote transparency of IWDS data. IPATS Performance Customer Engagement data is pulled in real time, Performance Indicator data is synced on a weekly basis. The data displayed is to serve as a reporting and management dashboard for tracking state workforce assistance program activity and outcomes. This data will not be provided to outside parties or used to report to the Department of Labor as certified performance outcomes. Reporting will remain with each agency and be reported via their respective systems of record.

LWIA Comparison

Median Earnings will only be shown on the table view, not the graph view.



Source: This information is brought to you by the Illinois Workforce Development System (IWDS) and Department of Commerce and Economic Opportunity Office of Employment and Training. It is only available to authorized users but is intended to promote transparency of IWDS data. The IWDS system syncs with the IPATS LWIA Comparison tool weekly (Friday night) to pull WIOA Key Indicator data. The data displayed is to serve as a reporting and management dashboard for tracking state workforce assistance program activity and outcomes. This data will not be provided to outside parties or used to report to the Department of Labor as certified performance outcomes. Reporting will remain with each agency and be reported via their respective systems of record.

Return on Investment

July 1, 2020 - June 30, 2021

<u>Title</u>	<u>Exits</u>	<u>Median Earnings PQTR 2</u>	<u>Companies Hiring</u>	<u>LLWA Customers</u>
Adult	73	\$10,010.27 (3 months)	HSHS	Memorial Health Systems
Dislocated	44	\$10,151.66	Ameren	Lewis Memorial Christian Village
<u>Return on Investment</u>				
Median wages for Adults completing WIOA training programs over a 12 month period were \$2,922,998.84. The allocation for the adult program for the year was \$819,298.				
The return on investment is 356% .				
Median wages for Dislocated Workers completing WIOA training programs over a 12 month period were \$1,786,692.16. The allocation for the DW program for the year was \$1,042,544.00. The return on investment is 171% .				
<u>19 Companies Received WIOA Funded Business Services</u>				
Airmasters		Uppercuts Barber Shop	Concordia Village	Sunrise Manor of Virden
Ace Sign Co.		Green Family Stores	Critical Power Solutions Inc.	Taylorville Care Center
Bless'It Beauty Salon		Heritage Health	Davison Trucking	Thurman Trucking LLC
Mary Bryant Home		Richardson Manufacturing Co.	DOT Foods	TransAm
MB Heating & Cooling		Friendly Chevrolet	Illinois - SOS	Wexford Health Srvcs.
11th Street Garage		The Christian Village	Generations at Lincoln	Gabe's Home Improvement
Rutledge/Regency		World of Powersports	Heartland Coca Cola	Tiger Heating & AC Srvcs
Spfld School Dist. 186		Beaded Pig	Heritage Operations	Benmar Sunrooms
St. Joseph's Home		Gleason Pharmacy	Springfield Clinic	Dowson Farms
The Organized Home			Spfld Pepsi Cola Bottling Co.	Vavoline
			The Villas East	

|