

YEAR IN REVIEW



Serving the Counties of Cass, Christian, Logan, Menard, and Sangamon

Program Year 2022

July 1, 2022

Through

June 30, 2023



Training • Connecting • Developing • Illinois' Workforce

ILLINOIS WORKNET® CENTER CUSTOMERS and CAREER SERVICES

July 1, 2022 – June 30, 2023

Customers visiting the workNet Centers

Beardstown (Cass County – Lincoln Land Community College):	39
Taylorville (Christian County - Lincoln Land Community College):	187
Lincoln (Logan County - Heartland Community College):	57
Petersburg (Menard County - Housing Authority):	27
Springfield (Sangamon County - 1300 S. 9 th Street):	1,456
Total:	1,766

Resource Room Career Services

All workNet Centers are equipped with internet accessible computers, copier, fax machine and professional staff to assist job seekers in their work search. The Springfield location is the comprehensive One-Stop center for the area and offers the full list of services listed below. Direct referrals are made and received from the centers to One-Stop Partner programs. WorkNet Centers have been re-opened to the public for Title I Services since July 2022. Services also continue to be available remotely if and as needed. In Program Year 2022 3,337 Career Services were provided in Local Workforce Area 20.

Top Career Services Accessed by Customers

- Unemployment Insurance Claims
- Computerized Job Search
- Utilize Fax/Copy Machine/Printer
- Resume Preparation
- Meet with a Career Planner
- Partner Referrals
- Rapid Response Services
- WIOA Partner Orientation/ TABE Testing
- Job search assistance
- Veteran's Services
- Employer Hiring Events/Virtual Job Fairs

CUSTOMER SERVICES IN WORKNET CENTERS

July 1, 2017 - June 30, 2023

	PY16 Customers Visiting Center	PY17 Customers Visiting Center	PY18 Customers Visiting Center	*PY19 Customers Visiting Center	* PY 20 Customers Visiting Center	*PY 21 Customers Visiting Center	PY' 22 Customers Visiting Center
Cass County - Beardstown	65	55	56	44	107	108	86
Christian County - Taylorville	357	745	469	312	361	860	335
Logan County - Lincoln	258	203	134	98	132	173	106
Menard County - Petersburg	74	47	34	54	134	81	54
Sangamon County - Springfield	30,482	29,308	25,970	12,854	2,956	2,581	2,756
TOTAL:	31,236	30,358	26,663	13,362	3,690	3,803	3,337

* PY19, 20, and 21 numbers reflect the closure of WorkNet facilities due to COVID-19

7 Year Services Grand Total: 1 112,449

ENROLLMENT STATISTICS

July 1, 2022 - June 30, 2023

TOTAL ENROLLMENTS	Adult 147 Enrollments	Dislocated Worker 41 Enrollments	QUEST 38 Enrollments	Youth 117 Enrollments
Gender				
Male	20%	37%	40%	40%
Female	80%	63%	60%	60%
Age				
14-18	4%	0%	3%	37%
19-21	17%	0%	22%	36%
22+	79%	100%	75%	27%
Veteran Status				
Veteran	4%	2%	3%	0%
Disabled Veteran	0%	0%	0%	0%
Recently Separated Veteran	0%	0%	0%	0%
Race*				
White	51%	63%	37%	45%
Black	46%	40%	61%	54%
Hawaiian/Pacific Islander	1%	0%	1%	0%
Am. Indian/Alaskan Native	0%	0%	0%	1%
Asian	2%	0%	1%	0%
Hispanic	4%	0%	5%	5%
Declined	5%	3%	3%	3%
Labor Force Status				
Unemployed	29%	66%	29%	38%
Employed	70%	34%	71%	57%
Under Employed	68%	34%	66%	57%
Not in Labor Force	0%	0%	0%	5%
Family Status				
Parent/ One Parent	46%	49%	32%	16%
Parent/Two Parent Family	9%	15%	16%	0%
Other Family Member	4%	18%	18%	34%
Not a Family Member	41%	18%	34%	50%
Financial Status				
Food Stamp Recipient	67%	63%	55%	55%
TANF Recipient	5%	5%	5%	5%
Low Income	81%	66%	63%	68%
Non-Economically Disadvantaged	19%	34%	37%	32%
*Additional Barriers				
Offender Status - Fel/Misd	24%	22%	32%	4%
Individuals with disabilities	3%	2%	8%	16%
Homeless	1%	0%	0%	1%
Basic Skills Deficient	46%	71%	63%	89%

* More than 1 may be selected

ITA TRAINING ENROLLMENTS BY PROVIDER

July 1, 2022 - June 30, 2023

PROVIDER	WIOA	QUEST
American Welding Academy	3	0
Capital Area Career Center	3	0
Capital Area School of Practical Nursing	31	2
Fishes & Loaves Vocational Center	3	2
160 Driving Academy	24	12
IACFAF	2	0
Illinois Central College	6	1
Lakeland Community College	3	2
Lincoln Land Community College	47	11
Methodist College	2	0
Midwest Technical Institute	24	4
Richland Community College	1	0
SIU-E	1	0
St. John's College of Nursing	28	4
University of Illinois	2	0
Veinpire LLC	2	0
TOTALS	182	38

TOTAL INDIVIDUAL TRAINING ACCOUNT TRAINING PROVIDERS: 16

* CNA to LPN may attend more than 1 provider

* 3 participants co-enrolled in Quest

WIOA TRAINING ENROLLMENTS BY COUNTY

COUNTY	%
Cass	5%
Christian	11%
Logan	6%
Menard	6%
Sangamon	72%

ITA ENROLLMENTS BY PROGRAM/ OCCUPATION

July 1, 2022 – June 30, 2023

PROGRAM	WIOA	QUEST
Airframe & Powerplant Aviation Mechanic	1	0
Automotive Technician	2	0
Business Manager	1	0
*Certified Nurse Assistant	8	6
Commercial Electrical Maintenance Tech	2	0
Computer Network Support Specialist	1	1
Dental Hygienist	1	2
Electrical Maintenance Repairer	1	0
END Technologist	1	0
HVAC Technician	5	1
Information Security Analyst	2	0
*Licensed Practical Nurse	40	3
Medical Assistant	6	0
Phlebotomist	2	0
Preschool Teacher	1	0
Public Relations Specialist	1	0
Radiologic Technologist	1	0
Registered Nurse	68	10
Respiratory Therapist	1	0
Truck Driver	25	15
Water Quality Control Operator	1	0
Welder/Pipefitting	11	0
TOTALS	182	38

TOTAL TRAINING PROGRAMS: 22

*Some customers may be enrolled in more than 1 training

* 3 Participants co-enrolled in Quest

SUMMARY OF WORKFORCE GRANTS

July 1st, 2022- June 30th, 2023

PY22 Grants	Grant Period	PY22 Budget	PY22 Expended	Total Grant Budget	Expended (if closed)	% Expended
WIOA Formula 22 #22-681020	7/1/22-6/30/24	1,390,398.37	1,390,398.37	2,202,916.00		
WIOA Formula 21 #21-681020	7/1/21-6/30/23	965,153.42	965,153.42	2,437,507.00	2,438,364.56	100%
22 Quest #22-671020	10/1/22-9/30/24	160,086.15	160,086.15	365,000.00		
			2,515,637.94			

Formula 22 includes \$2,246.51 interest earned and expended.

Training & Support 1,582,684.32

Operating 932,953.62

TRAINING AND SUPPORT EXPENDITURES

July 1, 2022 - June 30, 2023

TRAINING PROVIDERS - TUITION/FEES/BOOKS/ETC.	WIOA	TAA		TOTAL
American Welding Institute	26,200.00			26,200.00
Capital Area Career Center	1,900.00			1,900.00
Capital Area School of Practical Nursing	119,483.95	5,841.63		125,325.58
Fishes & Loaves Outreach Ministries	4,200.00	2,800.00		7,000.00
Illinois Central College	28,902.02	3,333.00		32,235.02
Industrial Automation & Cybersecurity (IACFAF)	16,000.00			16,000.00
Lake Land Community College	7,630.22	8,116.34		15,746.56
Lincoln Land Community College & Bookstore	118,048.34	25,823.54		143,871.88
Methodist Medical Center	25,276.19			25,276.19
Midwest Technical Institute	62,678.00	11,400.00		74,078.00
Richland Community College	4,229.00			4,229.00
Rock Gate Capital (160 Driving Academy)	98,345.00	54,450.00		152,795.00
SIU Edwardsville	9,900.00			9,900.00
St. John's College of Nursing	245,619.03	21,458.76		267,077.79
UIS – Springfield & UIS – Bookstore	10,785.69			10,785.69
Veinpire	3,000.00			3,000.00
				0.00
				0.00
				0.00
				0.00
Misc - Training vendors small amounts - Bandy's, Bright Star, Computer Banc, MBS Direct, Star Uniforms	2,267.03	679.06		2,946.09
Misc – Reimb to customers for uniforms/ books/test fees/physicals/licenses	432.90	0.00		432.90
TOTALS	784,897.37	133,902.33	0.00	918,799.70

OJT & WORK EXPERIENCE & INC WORKER & SUPPORT	WIOA	QUEST		TOTAL
OJT	8,945.68			8,945.68
Work Experience	14,136.61			14,136.61
Incumbent Worker Training	83,199.23			83,199.23
Child Care	30,997.17	966.35		31,963.52
Transportation	109,430.00	13,595.00		123,025.00
Other Support	18,649.99	1,473.58		20,123.57
TOTALS	265,358.68	16,034.93	0.00	281,393.61

SERVICE PROVIDERS - YOUTH	WIOA	QUEST		TOTAL
Capital Area Career Center (STEP)	63,267.46	0.00		63,267.46
Fishes & Loaves (PTS)	192,248.04	0.00		192,248.04
Lawrence Education Center (PYTW)	126,975.51	0.00		126,975.51
TOTALS	382,491.01	0.00	0.00	382,491.01

GRAND TOTALS	1,432,747.06	149,937.26	0.00	1,582,684.32
---------------------	---------------------	-------------------	-------------	---------------------

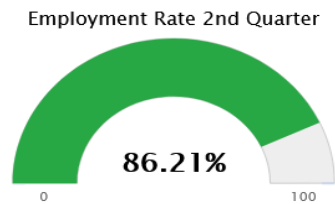
PY' 22 ANNUAL PERFORMANCES OUTCOMES

July 1, 2022 - June 30, 2023

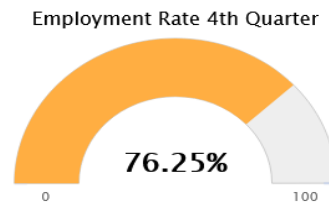
	Performance Measurement	Goal	90% Threshold	Actual Outcome	Status
AER2	Adult Employment Rate PQTR 2	84%	75.60%	86.21%	Exceed
AER4	Adult Employment Rate PQTR 4	82%	73.80%	76.25%	Meet
AMER	Adult Median Earnings Rate PQTR 2	\$9,000.00	\$8,100.00	\$10,764.00	Exceed
ACAR	Adult Credential Attainment Rate	83%	74.70%	83.54%	Exceed
AMSG	Adult Measurable Skills Gain	65%	58.50%	82.05%	Exceed
DER2	Dislocated Worker Employment Rate PQTR 2	81%	72.90%	91.89%	Exceed
DER4	Dislocated Worker Employment Rate PQTR 4	81%	72.90%	79.17%	Meet
DMER	Dislocated Worker Median Earnings Rate PQTR 2	\$9,100.00	\$8,190.00	\$8,624.47	Meet
DCAR	Dislocated Worker Credential Attainment Rate	85%	76.50%	89.36%	Exceed
DMSG	Dislocated Worker Measurable Skills Gain	67%	60%	81.25%	Exceed
YER2	Youth Entered Employment Rate PQTR 2	79%	71.10%	86.67%	Exceed
YER4	Youth Employment Rate PQTR 4	76%	68.40%	84.34%	Exceed
YMER	Youth Median Earnings Rate PQTR 2	\$4,600.00	\$4,140.00	\$6,855.82	Exceed
YCAR	Youth Credential Attainment Rate	77.00%	69.30%	80.70%	Exceed
YMSG	Youth Measurable Skills Gain	70%	63.00%	91.94%	Exceed

Overall Outcome: **Meet**


Adult: Performance Measures Outcomes PY 2022 Annual



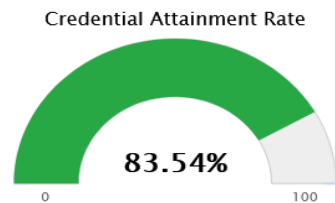
Highcharts.com



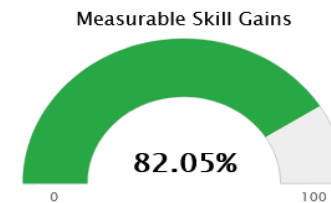
Highcharts.com



Highcharts.com



Highcharts.com

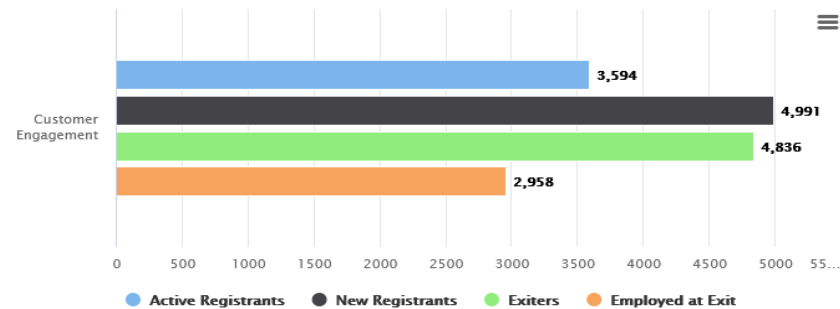


Highcharts.com

Adult: Customer Engagement PY 2022 Annual 📄

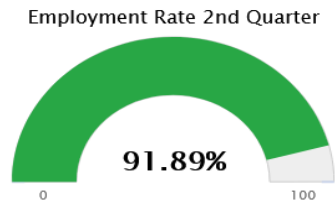


Active Registrants New Registrants Exited Employed at Exit

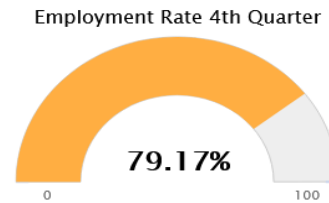


Active Registrants New Registrants Exited Employed at Exit

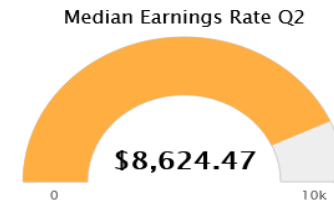
Dislocated Worker: Performance Measures Outcomes PY 2022 Annual



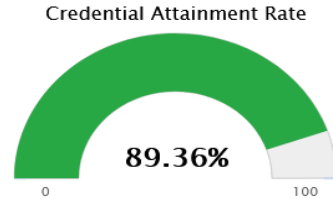
Highcharts.com



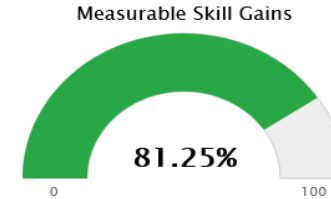
Highcharts.com



Highcharts.com

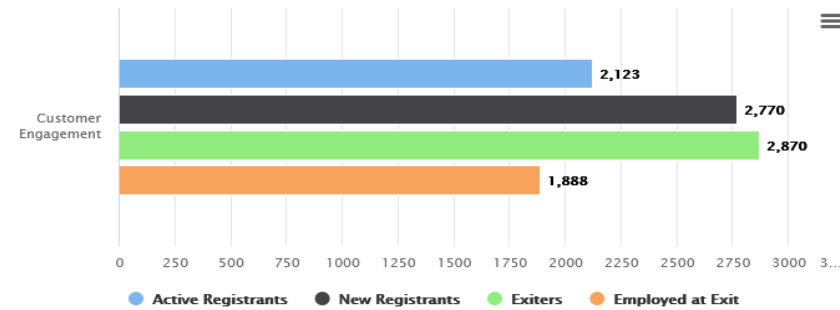
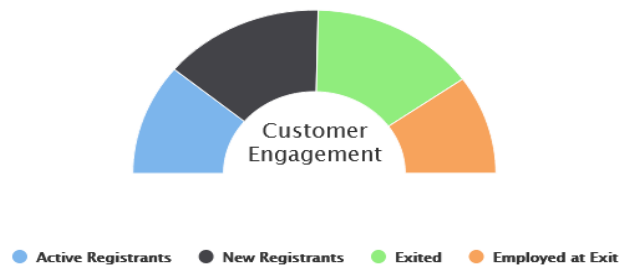


Highcharts.com



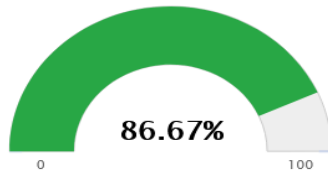
Highcharts.com

Dislocated Worker: Customer Engagement PY 2022 Annual ⓘ



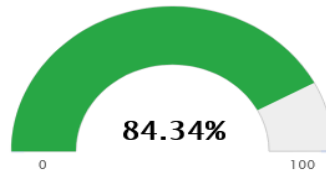
Youth: Performance Measures Outcomes PY 2022 Annual

Employment/Education Rate 2nd Quarter



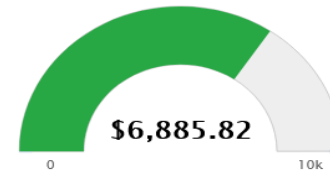
Highcharts.com

Employment/Education Rate 4th Quarter



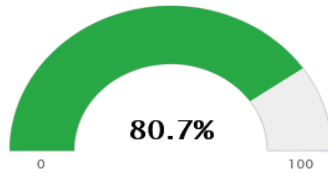
Highcharts.com

Median Earnings Rate Q2



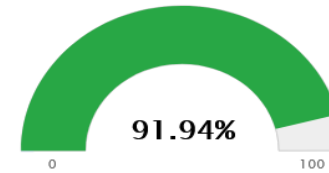
Highcharts.com

Credential Attainment Rate



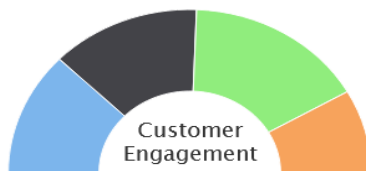
Highcharts.com

Measurable Skill Gains

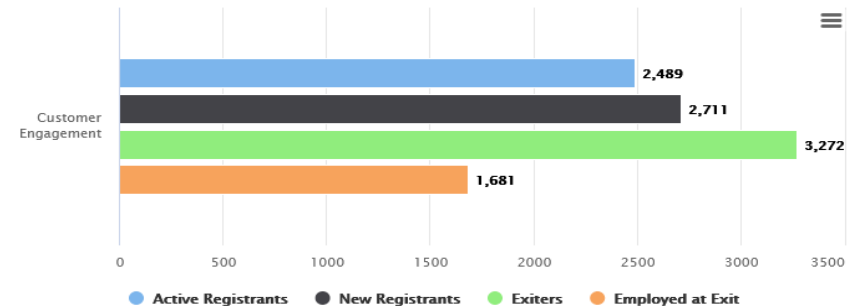


Highcharts.com

Youth: Customer Engagement PY 2022 Annual ⓘ



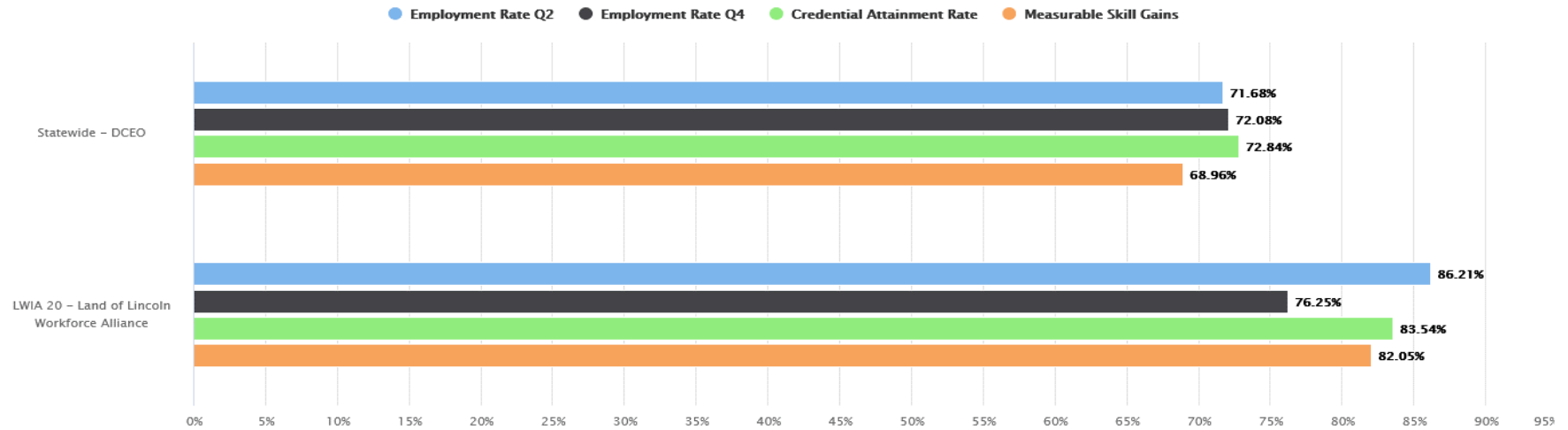
● Active Registrants ● New Registrants ● Exited ● Employed at Exit



● Active Registrants ● New Registrants ● Exited ● Employed at Exit

LWIA Comparison

Median Earnings will only be shown on the table view, not the graph view.



Source: This information is brought to you by the Illinois Workforce Development System (IWDS) and Department of Commerce and Economic Opportunity Office of Employment and Training. It is only available to authorized users but is intended to promote transparency of IWDS data. The IWDS system syncs with the IPATS LWIA Comparison tool weekly (Friday night) to pull WIOA Key Indicator data. The data displayed is to serve as a reporting and management dashboard for tracking state workforce assistance program activity and outcomes. This data will not be provided to outside parties or used to report to the Department of Labor as certified performance outcomes. Reporting will remain with each agency and be reported via their respective systems of record.

Return on Investment

July 1, 2022 - June 30, 2023

<u>Title</u>	<u>Exits</u>	<u>Median Earnings PQTR 2</u>	<u>Companies Hiring</u>	<u>LLWA Customers</u>
Adult	82	\$10,764 (3 months)	HSHS St. John's	Memorial Health Systems
Dislocated	26	\$8,624.47	HSHS Medical Group	Memorial Medical Center
<u>Return on Investment</u>			Bunn O Matic	Heritage Operations
Median wages for adults completing WIOA training programs over a 12 month period were \$3,530,592. Allocated funding to the adult program for the year was \$1,161,276.			Airmasters	Lake Area Disposal
The return on investment was 304%.			ADM	Lewis Memorial Christian Village
Median wages for dislocated workers completing WIOA training programs over a 12 month period were \$896,944.88. Allocated funding to the DW program for the year was \$191,600. The return on investment was 468%.			Austin Industrial	Legacy Grain Coop
			Bridge Care Suites	McLeod Trucking
			Bin Boys	Millcreek Nursing Home
			Concordia Village	O'Dell Trucking
			Envoy Air	Regency
			Computer Banc	Republic Services
			Certified Tank	Sarah Culbertson Memorial Hosp.
			Beelman Truck Co.	SIU Medicine
			Express Employment Prof.	St. Clara's Senior Care
			K & K Trucking	Taylorville Dental
			Klughart Mechanical Contractors	Sunny Acres Nursing Home
			Memorial Health Systems	Western Express
			Mill Creek LLC	
			Mary Bryant Home	
			Springfield Clinic	
			Villas Healthcare	
<u>19 Companies Received WIOA Funded Business Services</u>				
Airmasters		Lewis Memorial		
APL		Miles T-shirts		
Computer Banc Inc.		Richardson's Manufacturing		
GFL Environmental		City of Beardstown		
Evolve Salon		Village of Blue Mound		
HSHS Medical Group		Village of Argenta		
IL Rural Water Assn		Village of Tremont		
Mary Bryant Home		Village of Oreana		
MJ Kellner		Wilkerson's Service Center		
OOT Box Media				

PY' 22 RAPID RESPONSE ACTIVITIES

Employer	Affected Workers
Keefner's	8
Micromedical Technologies Inc.	18
Lake Pointe Grill Inc	30
Family Dollar Stores Inc.	7
Wells Fargo Home Mortgage	140
Bed Bath & Beyond Inc	5
David's Bridal LLC	5
Autism Home Support Services	24
Totals : 8	237

Rapid Response Services are provided to employers and employees who are planning or have experienced a layoff

LLWA SPONSORED HIRING EVENTS

Transportation Security Administration
HSHS

State of Illinois

DCFS
IDOC
HFS
Dept of Ag

CDL Hiring Event

Express Employment Professionals
McLane
Growmark/Illini FS/Sunrise FS
Negwer Materials Inc.
RIG, LLC (Rovey Seed Co)
Heartland Coca Cola
BRANDT Agronomic Srvcs