

# YEAR IN REVIEW

**LLWA** | Land of Lincoln  
Workforce Alliance

*Serving the Counties of Cass, Christian, Logan, Menard, and Sangamon*

## Program Year 2021

July 1, 2021

Through

June 30, 2022



Training • Connecting • Developing • Illinois' Workforce

# ILLINOIS WORKNET® CENTER CUSTOMERS and CAREER SERVICES

July 1, 2021 – June 30, 2022

## Customers visiting the workNet Centers

Beardstown (Cass County – Lincoln Land Community College):	58
Taylorville (Christian County - Lincoln Land Community College):	450
Lincoln (Logan County - Heartland Community College):	108
Petersburg (Menard County - Housing Authority):	48
Springfield (Sangamon County - 1300 S. 9 <sup>th</sup> Street):	1,964
<b>Total:</b>	<b>2,628</b>

## Resource Room Career Services

All workNet Centers are equipped with internet accessible computers, copier, fax machine and professional staff to assist job seekers in their work search. The Springfield location is the comprehensive One-Stop center for the area and offers the full list of services listed below. Direct referrals are made from the centers to One-Stop Partner programs. The workNet Centers were closed in March 2020 due to COVID 19. They re-opened for Title I services by appointment in September 2021 and for walk-in Title I services in July 2022. Services also continue to be available remotely. In Program Year 2021 3,803 Career Services were provided in Local Workforce Area 20.

## Top Career Services Accessed by Customers

- Unemployment Insurance Claims
- Computerized Job Search
- Utilize Fax/Copy Machine/Printer
- Resume Preparation
- Meet with a Career Planner
- Partner Orientation
- Partner Referrals
- Rapid Response Services
- WIOA Partner Orientation/ TABE Testing
- Job search assistance
- Veteran's Services
- Employer Hiring Events/Virtual Job Fairs

## CUSTOMER SERVICES IN WORKNET CENTERS

July 1, 2016 - June 30, 2021

	<b>PY15</b> Customers Visiting Center	<b>PY16</b> Customers Visiting Center	<b>PY17</b> Customers Visiting Center	<b>PY18</b> Customers Visiting Center	<b>*PY19</b> Customers Visiting Center	<b>* PY 20</b> Customers Visiting Center	<b>*PY 21</b> Customers Visiting Center
Cass County - Beardstown	49	65	55	56	44	107	108
Christian County - Taylorville	295	357	745	469	312	361	860
Logan County - Lincoln	181	258	203	134	98	132	173
Menard County - Petersburg	30	74	47	34	54	134	81
Sangamon County - Springfield	23,806	30,482	29,308	25,970	12,854	2,956	2,581
<b>TOTAL:</b>	<b>24,361</b>	<b>31,236</b>	<b>30,358</b>	<b>26,663</b>	<b>13,362</b>	<b>3,690</b>	<b>3,803</b>

**\* PY19, 20, and 21 numbers reflect the closure of WorkNet facilities due to COVID-19**

**7 Year Services Grand Total: 1 133,473**

## ENROLLMENT STATISTICS

July 1, 2021 - June 30, 2022

<b>TOTAL ENROLLMENTS</b>	<b>Adult</b> 161 Enrollments	<b>Dislocated Worker</b> 58 Enrollments	<b>Youth</b> 103 Enrollments
<b>Gender</b>			
Male	24%	36%	31%
Female	76%	64%	69%
<b>Age</b>			
14-18	4%	0%	39%
19-21	17%	3%	41%
22+	79%	97%	20%
<b>Veteran Status</b>			
Veteran	3%	0%	0%
Disabled Veteran	0%	0%	0%
Recently Separated Veteran	0%	0%	0%
<b>Race*</b>			
White	53%	62%	45%
Black	42%	36%	53%
Hawaiian/Pacific Islander	1%	0%	0%
Am. Indian/Alaskan Native	1%	0%	0%
Asian	1%	0%	0%
Hispanic	7%	4%	6%
Declined	7%	5%	5%
<b>Labor Force Status</b>			
Unemployed	35%	72%	33%
Employed	65%	28%	65%
Not in Labor Force	0%	0%	2%
<b>Family Status</b>			
Parent/ One Parent	41%	50%	20%
Parent/Two Parent Family	11%	7%	2%
Other Family Member	3%	5%	30%
Not a Family Member	45%	38%	48%
<b>Financial Status</b>			
Food Stamp Recipient	68%	64%	56%
TANF Recipient	2%	5%	8%
Low Income	84%	69%	75%
Non-Economically Disadvantaged	16%	31%	25%
<b>Additional Barriers</b>			
Offender Status - Fel/Misd	31%	21%	7%
Individuals with disabilities	4%	3%	10%
Homeless	1%	0%	2%
Basic Skills Deficient	33%	33%	58%

\* More than 1 may be selected

## ITA TRAINING ENROLLMENTS BY PROVIDER

July 1, 2021 - June 30, 2022

<b>PROVIDER</b>	<b>WIOA</b>	<b>Trade</b>
American Welding Institute	1	
Capital Area Career Center	1	
Capital Area School of Practical Nursing	26	
Fishes & Loaves Vocational Center	2	
Heartland Community College	1	1
160 Driving Academy	17	
Illinois Central College	4	
Illinois College	1	
Lakeland Community College	3	
Lincoln Land Community College	47	
Methodist College	2	
Midwest Technical Institute	50	
St. Francis College of Nursing	1	
St. John's College	34	
University of Illinois	1	
<b>TOTALS</b>	<b>191</b>	<b>1</b>

**TOTAL INDIVIDUAL TRAINING ACCOUNT TRAINING PROVIDERS: 15**

\* CNA to LPN may attend more than 1 provider

### WIOA TRAINING ENROLLMENTS BY COUNTY

<b>COUNTY</b>	<b>%</b>
<b>Cass</b>	<b>4%</b>
<b>Christian</b>	<b>10%</b>
<b>Logan</b>	<b>6%</b>
<b>Menard</b>	<b>6%</b>
<b>Sangamon</b>	<b>74%</b>

## ITA ENROLLMENTS BY CAREER AREA

July 1, 2021 – June 30, 2022

<b>PROGRAM</b>	<b>WIOA</b>	<b>TRADE</b>
Airframe & Powerplant Aviation Mechanic	1	
Automotive Technician	1	
Business Management	1	
CDL/Truck Driver	22	
*Certified Nurse Assistant	6	
Communications	1	
Computer Network Support Specialist	1	
Dental Assistant	3	
Dental Hygienist	1	
Early Childcare Specialist	0	1
Electrical Maintenance Repairer	1	
Heating, Ventilation, Air Conditioning (HVAC)	15	
Landscaping/Groundskeeper	1	
*Licensed Practical Nurse	30	
Medical Assistant	20	
Occupational Therapy Assistant	1	
Network Administrator	2	
Radiologic Technologist	1	
Registered Nurse	67	
Welder/Pipefitting	16	
<b>TOTALS</b>	<b>191</b>	<b>1</b>

**TOTAL TRAINING PROGRAMS: 20**

\*Some customers may be enrolled in more than 1 training

## SUMMARY OF WORKFORCE GRANTS

July 1st, 2021- June 30th, 2022

PY21 Grants	Grant Period	PY21 Budget	PY21 Expended	Total Grant Budget	Expended (if closed)	% Expended
WIOA Formula 20 #20-681020	7/1/20-6/30/22	1,162,485.69	1,162,485.69	3,121,594.00	3,121,603.86	100%
WIOA Formula 21 #21-681020	7/1/21-6/30/23	1,473,220.85	1,473,220.85	2,437,507.00		
20 Apprenticeship #19-638016	6/1/20-3/31/22	19,878.17	19,878.17	90,475.00	43,983.62	48.6%
TAA (Trade Assistance) 20TAA #19-661020	10/1/20-9/30/21	4,495.25	4,495.25	45,021.54	39,709.69	88.2%
TAA (Trade Assistance) 21TAA #20-661020	10/1/21-9/30/22	716.98	716.98	716.98	716.98	100%
			<b>2,660,796.94</b>			
Formula 20 includes \$9.86 interest earned and expended.					<b>Training &amp; Suppor</b>	<b>1,705,633.47</b>
					<b>Operating</b>	<b>955,163.47</b>
Formula 21 includes \$26.55 interest earned and expended						<b>2,660,796.94</b>

## TRAINING AND SUPPORT EXPENDITURES

**July 1, 2021 - June 30, 2022**

<b>TRAINING PROVIDERS - TUITION/FEES/BOOKS/ETC.</b>	<b>WIOA</b>	<b>TAA</b>		<b>TOTAL</b>
American Welding Institute	9,020.00			9,020.00
Capital Area Career Center	0.00			0.00
Capital Area School of Practical Nursing	121,119.55			121,119.55
Fishes & Loaves Outreach Ministries	2,800.00			2,800.00
Heartland Community College & FHEG Bookstore	3,099.14	1,520.25		4,619.39
Illinois Central College	20,783.21			20,783.21
Illinois College	9,650.00			9,650.00
Lake Land Community College	8,355.20			8,355.20
Lincoln Land Community College & Bookstore	147,542.47			147,542.47
Methodist Medical Center	12,172.10			12,172.10
Midwest Technical Institute	311,056.00			311,056.00
Rock Gate Capital (160 Driving Academy)	68,355.00			68,355.00
St. John's College of Nursing	320,773.00			320,773.00
UIS – Springfield & UIS – Bookstore	4,292.35			4,292.35
				0.00
				0.00
				0.00
				0.00
				0.00
Misc - Training vendors small amounts - Bandy's, Bright Star, Computer Banc, MBS Direct, Star Uniforms	1,116.54	0.00		1,116.54
Misc – Reimb to customers for uniforms/ books/test fees/physicals/licenses	15,300.88	0.00		15,300.88
<b>TOTALS</b>	<b>1,055,435.44</b>	<b>1,520.25</b>	<b>0.00</b>	<b>1,056,955.69</b>

<b>OJT &amp; WORK EXPERIENCE &amp; INC WORKER &amp; SUPPORT</b>	<b>WIOA</b>	<b>TAA</b>		<b>TOTAL</b>
OJT	35,133.00			35,133.00
Work Experience	14,585.36			14,585.36
Incumbent Worker Training	37,483.40			37,483.40
Child Care	53,983.27			53,983.27
Transportation	104,843.00	716.98		105,559.98
Other Support	1,300.46			1,300.46
<b>TOTALS</b>	<b>247,328.49</b>	<b>716.98</b>	<b>0.00</b>	<b>248,045.47</b>

<b>SERVICE PROVIDERS - YOUTH</b>	<b>WIOA</b>	<b>TAA</b>		<b>TOTAL</b>
Capital Area Career Center (STEP)	78,187.63	0.00		78,187.63
Fishes & Loaves (PTS)	184,044.42	0.00		184,044.42
Lawrence Education Center (PYTW)	138,400.26	0.00		138,400.26
<b>TOTALS</b>	<b>400,632.31</b>	<b>0.00</b>	<b>0.00</b>	<b>400,632.31</b>

<b>GRAND TOTAL</b>	<b>1,703,396.24</b>	<b>2,237.23</b>	<b>0.00</b>	<b>1,705,633.47</b>
--------------------	---------------------	-----------------	-------------	---------------------

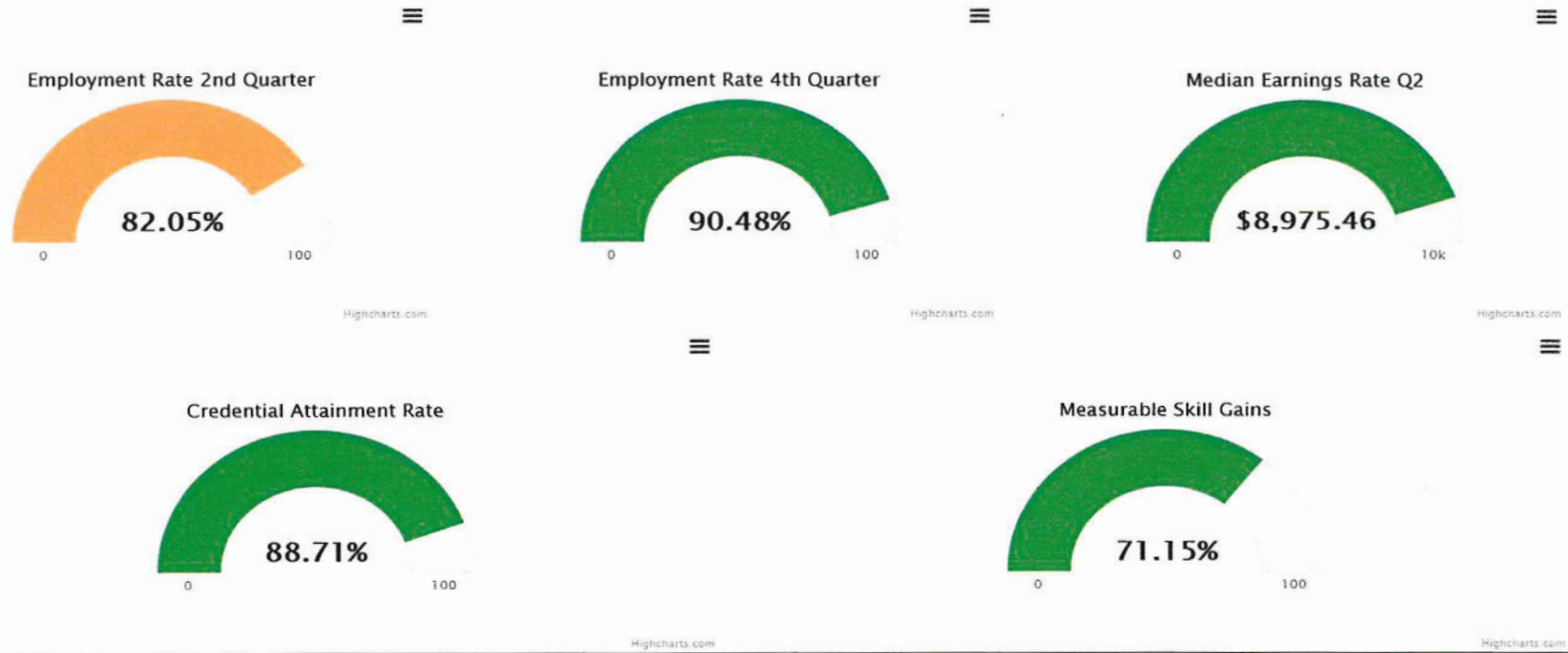


## ANNUAL PERFORMANCES OUTCOMES

July 1, 2021 - June 30, 2022

	Measure	Goal	90% Threshold	Actual Outcome	Status
AER2	Adult Employment Rate PQTR 2	83%	74.70%	82.05%	Meet
AER4	Adult Employment Rate PQTR 4	81%	72.90%	90.48%	Exceed
AMER	Adult Median Earnings Rate PQTR 2	\$8,200.00	\$7,380.00	\$8,975.46	Exceed
ACAR	Adult Credential Attainment Rate	83%	74.70%	88.71%	Exceed
AMSG	Adult Measurable Skills Gain	53%	47.70%	70.27%	Exceed
DER2	Dislocated Worker Employment Rate PQTR 2	81%	72.90%	85.45%	Exceed
DER4	Dislocated Worker Employment Rate PQTR 4	81%	72.90%	85.00%	Exceed
DMER	Dislocated Worker Median Earnings Rate PQTR 2	\$8,800.00	\$7,920.00	\$9,083.57	Exceed
DCAR	Dislocated Worker Credential Attainment Rate	85%	76.50%	86.49%	Exceed
DMSG	Dislocated Worker Measurable Skills Gain	50%	45%	81.40%	Exceed
YER2	Youth Entered Employment Rate PQTR 2	75%	67.50%	87.34%	Exceed
YER4	Youth Employment Rate PQTR 4	75%	67.50%	81.16%	Exceed
YMER	Youth Median Earnings Rate PQTR 2	\$4,100.00	\$3,690.00	\$4,840.30	Exceed
YCAR	Youth Credential Attainment Rate	76.00%	68.40%	83.33%	Exceed
YMSG	Youth Measurable Skills Gain	58%	52.20%	88.71%	Exceed

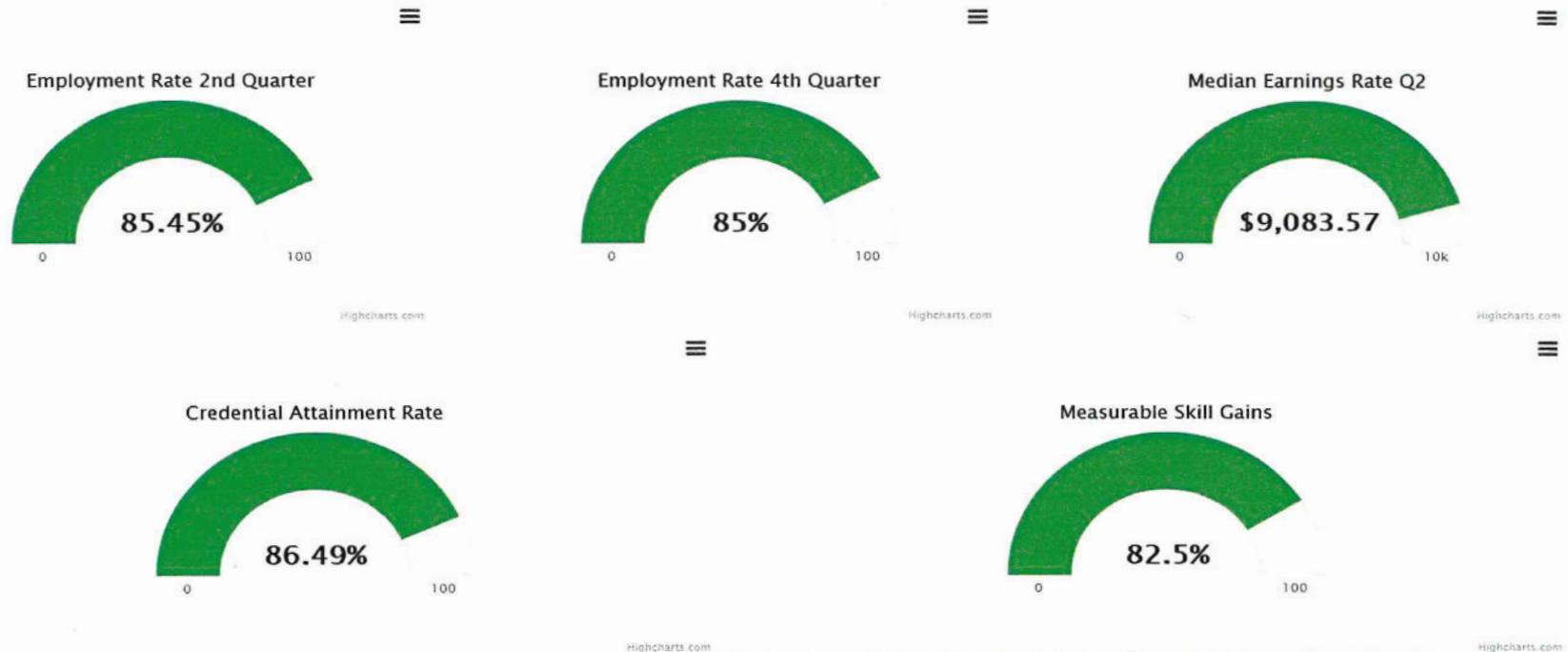
## Adult: Performance Measures Outcomes PY 2021 Annual



## Adult: Customer Engagement PY 2021 Annual



# Dislocated Worker: Performance Measures Outcomes PY 2021 Annual

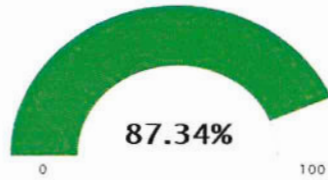


# Dislocated Worker: Customer Engagement PY 2021 Annual



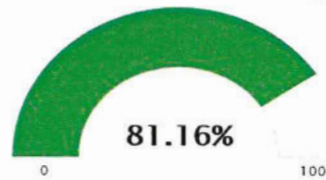
## Youth: Performance Measures Outcomes PY 2021 Annual

Employment/Education Rate 2nd Quarter



Highcharts.com

Employment/Education Rate 4th Quarter



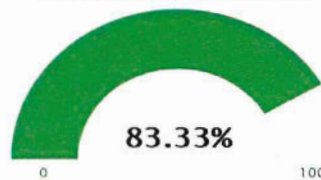
Highcharts.com

Median Earnings Rate Q2



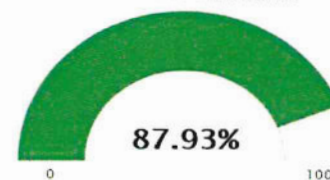
Highcharts.com

Credential Attainment Rate



Highcharts.com

Measurable Skill Gains



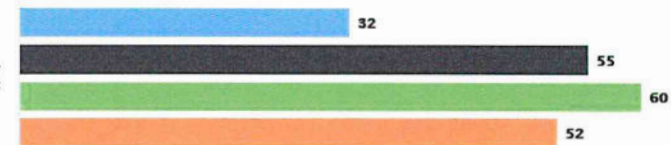
Highcharts.com

## Youth: Customer Engagement PY 2021 Annual



● Active Registrants ● New Registrants ● Exited ● Employed at Exit

Customer Engagement



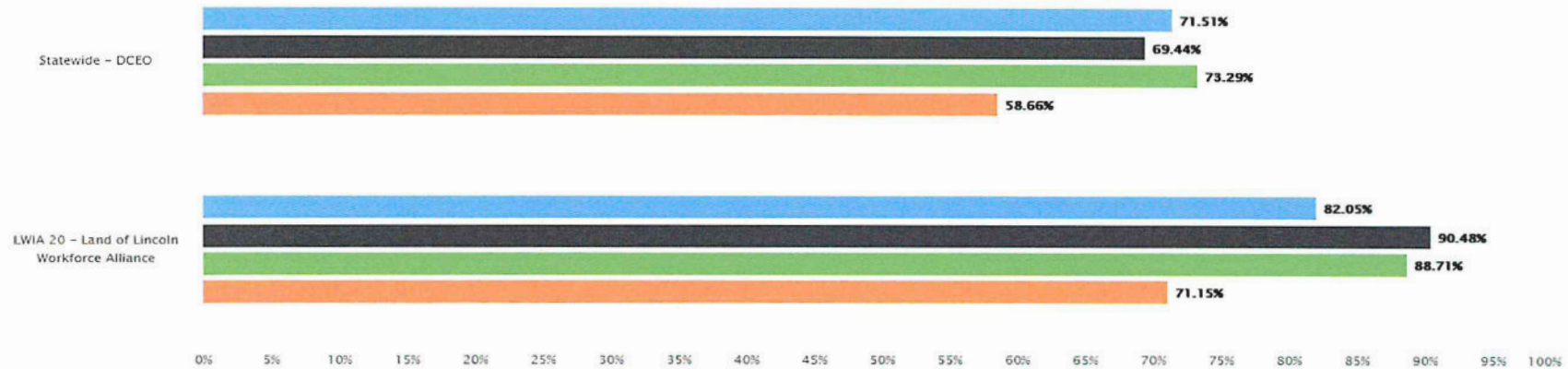
● Active Registrants ● New Registrants ● Exited ● Employed at Exit

## LWIA Comparison

Median Earnings will only be shown on the table view, not the graph view.



● Employment Rate Q2 ● Employment Rate Q4 ● Credential Attainment Rate ● Measurable Skill Gains



Source: This information is brought to you by the Illinois Workforce Development System (IWDS) and Department of Commerce and Economic Opportunity Office of Employment and Training. It is only available to authorized users but is intended to promote transparency of IWDS data. The IWDS system syncs with the IPATS LWIA Comparison tool weekly (Friday night) to pull WIOA Key Indicator data. The data displayed is to serve as a reporting and management dashboard for tracking state workforce assistance program activity and outcomes. This data will not be provided to outside parties or used to report to the Department of Labor as certified performance outcomes. Reporting will remain with each agency and be reported via their respective systems of record.

# Return on Investment

July 1, 2021 - June 30, 2022

<u>Title</u>	<u>Exits</u>	<u>Median Earnings PQTR 2</u>	<u>Companies Hiring</u>	<u>LLWA Customers</u>
Adult	88	\$8,975.46 (3 months)	HSHS St. John's	Memorial Health Systems
Dislocated	39	\$9,083.57	HSHS Medical Group	Memorial Medical Center
<b><u>Return on Investment</u></b>			Bunn O Matic	Heritage Operations
Median wages for <b>adults</b> completing WIOA training programs over a 12 month period were \$3,159,361. The allocation for the adult program for the year was \$663,226.			Airmasters	James Farrow DMD
The return on investment is 476%.			Aperion Care	Lewis Memorial Christian Village
Median wages for <b>dislocated workers</b> completing WIOA training programs over a 12 month period were \$1,417,036. The allocation for the DW program for the year was \$764,487. The return on investment is 185%.			Bridge Care Suites	Lincoln Village Healthcare Ctr
<b><u>17 Companies Received WIOA Funded Business Services</u></b>			BK Davis LLC	Mary Bryant Home
Airmasters		Affordable Home Systems	Centennial Pointe	Mel-O-Cream
Ace Sign Company		Bless' it Beauty Salon	Cass Co Health Dept	Millbrooke Inc.
Computer Banc Inc.		OOT Box Media	Caterpillar Inc.	First Student
Dominican Sisters of Spfld		SPRISKA	Computer Banc	EL Pruitt Ct
11th Street Garage		Lewis Memorial	Certified Tank	Kinney Contractors
HSHS		Prairie Cardiovascular	Beelman Truck Co.	Regency
IL Rural Water Assn		Regency	Drake Scruggs Equipment	Roofers Mart
Mary Bryant Home		Richardson's Manufacturing	Help At Home	Orthopedic Center of Illinois
		Uppercuts Barber Shop	Hope School	Reynolds
			Gateway Foundation	SIU Medicine
			Mill Creek LLC	Safe Haven Hospice
			OSF Saint Francis Medical Ctr.	St. Clara's Senior Care
			Optim Dental	Skeff Distributing
			Springfield Clinic	Shiftmed LLC
			Springfield Homes	Sunny Acres Nursing Home
			Villas Healthcare	United Contractors Midwest

## RAPID RESPONSE ACTIVITIES

<b>Employer</b>	Affected Workers
Brother James Court	100
HSHS Medical Group	81
Lincoln Christian University	53
Lincoln College	250
Magro's	7
St. Joseph's Home	68
<b>Totals : 6</b>	<b>559</b>

Rapid Response Services are provided to employers and employees who are planning or have experienced a layoff